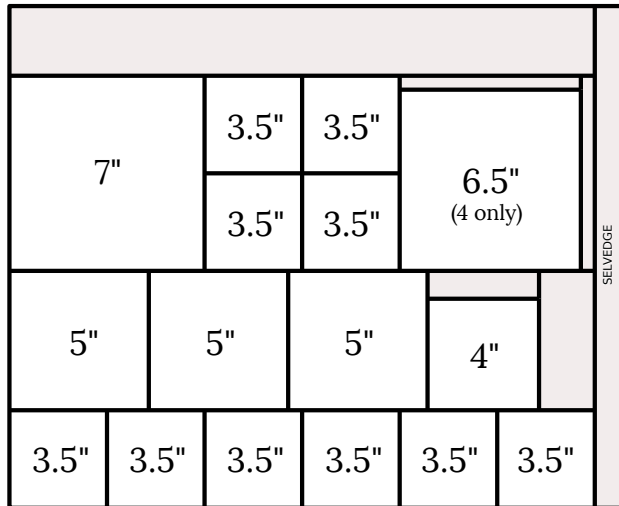


Merry Medallion Quilt

cutting diagrams & checklist

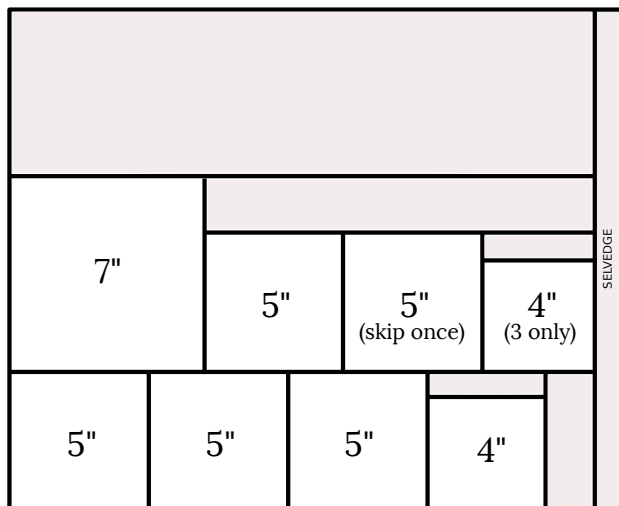
<http://button-button.co.uk>



Low Volume (8 FQs)

Checklist for all low volume pieces:

- (80) 3.5" squares
- (8) 4" squares
- (24) 5" squares
- (4) 6.5" squares
- (8) 7" squares

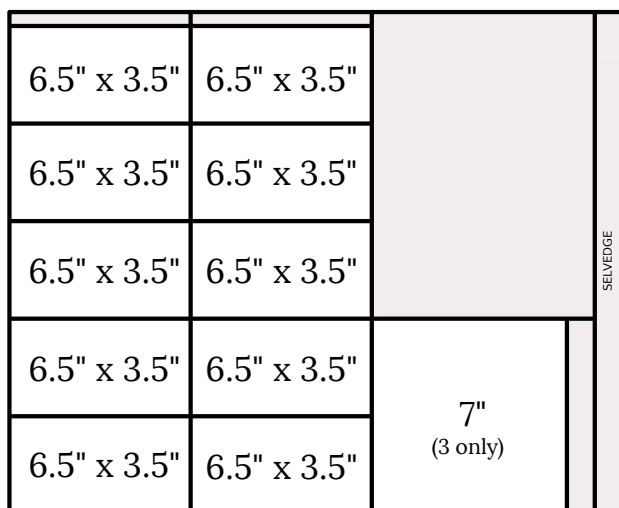


Red (5 FQs)

note: if using more than 5 FQs, choose fabrics with a similar volume for the 7" squares - these will be used for the center star and high contrast between fabrics could distract from the star shape.

Checklist for all red pieces:

- (8) 4" squares
- (24) 5" squares
- (5) 7" squares



Green (4 FQs)

note: if using more than 4 FQs, choose fabrics with a similar volume for the 7" squares - these will be used for the center star and high contrast between fabrics could distract from the star shape.

Checklist for all green pieces:

- (40) 6.5" x 3.5" rectangles
- (3) 7" squares